

# BANDIT

PRODUCT INFORMATION

## 2 QUART PRESSURE CUP MODEL NO.

51-600 Single regulated

51-602 Double regulated

51-600A Agitated



THE BANDIT 2 QUART PRESSURE CUP  
FEATURES A STAINLESS STEEL CLAMP BAND  
WHICH PROVIDES 360 DEGREE CLAMP  
PRESSURE BETWEEN THE LID AND CANNISTER

**C.A. Technologies**

*Coating Atomization Technologies*

P.O. Box 17820  
Boulder, CO 80301

303-438-5707

888-820-4498

FAX: 303-438-5708

| ITEM NO.   | PART NO.        | DESCRIPTION                 | ITEM NO.   | PART NO.  | DESCRIPTION                |
|--|-----------------|-----------------------------|--|-----------|----------------------------|
| 1  | 51-634          | CANNISTER ASSEMBLY          | 17   | 51-623    | PULL RING                  |
| 2  | 51-611          | BAND CLAMP ASSEMBLY         | Not Shown  | 51-222    | REGULATOR**                |
| 2A   | 51-645          | T-BOLT FOR BAND             | 18   | 51-638    | RELIEF VALVE CAP           |
| 2B   | 51-646          | KNOB FOR BAND - CAST IRON   | 19   | 51-618    | RELIEF VALVE SPRING        |
| 3  | 51-620-5        | GASKET (5PACK)              | 20   | 51-631    | RELIEF VALVE STEM          |
| 4  | 51-633          | SPLASH GUARD                | 21   | 98-132    | BALL                       |
|  | 51-657          | SPLASH GUARD (Agitated )    | 22   | 51-617    | PRESSURE RELIEF BODY       |
| 5  | 51-613          | INNER LID                   | 23   | 51-642    | HANDLE ASSEMBLY            |
| 6  | 51-635E         | OUTER LID                   |  | 51-667    | HANDLE ASSEMBLY (Agitated) |
| 7  | 98-0119         | 9/16-18 LOCKNUT             | 24   | 98-8011   | O-RING                     |
| 8  | 51-632          | SEAL PLATE                  | 25   | 51-629    | SEAL PLATE                 |
| 9  | 98-8015         | O-RING                      | 26   | 98-0118   | 5/16-18 LOCKNUT            |
| 10   | 51-624          | PRESSURE GAGE FITTING       | 27   | 98-0124   | ACORN NUT                  |
| 11   | 52-53 standard  | PRESSURE GAGE (0 TO 15 psi) | 28   | 51-616    | REGULATOR ASSEMBLY         |
|  | 52-52 optional* | PRESSURE GAGE (0 TO 60 psi) | 29   | 51-636    | CHECK POPPET               |
| 12   | 98-0120         | 5/8-18 LOCKNUT              | 30   | 51-619    | SPRING                     |
| 13   | 51-628          | SEAL PLATE                  | 31   | 51-643    | RETAINING CAP              |
| 14   | 98-8016         | O-RING                      | 32   | 51-630    | RELIEF VALVE ASSEMBLY      |
| 15   | 51-625          | FLUID OUTLET ASSEMBLY       | 33   | 51-644    | SPACER (15 psi regulator)  |
| 16   | 53-555          | FLUID OUTLET NIPPLE         | 56   | 51-637-12 | PLASTIC LINER (12 PACK)    |
| <b>ADDITIONAL PARTS FOR AGITATED VERSION 51-650A ONLY (51-670 AGITATOR SUB-ASSEMBLY)</b> |                 |                             |  |           |                            |
| 34   | 51-658          | SLASH GUARD RETAINER        | 45   | 51-656    | SEAL SPRING                |
| 35   | 51-677          | AIR MOTOR                   | 46   | 51-655    | UPPER SHAFT GUIDE          |
| 36   | 98-182          | ELBOW FITTING               | 47   | 98-8010   | O-RING, TEFLON             |
| 37   | 51-663          | HOSE ASSEMBLY               | 48   | 51-654    | LOWER SHAFT GUIDE          |
| 38   | 51-669          | DUAL REGULATOR ASSEMBLY     | 49   | 51-651    | AGITATOR SHAFT             |
| 39   | N/A             | N/A                         | 50   | 51-653    | SEAL HOUSING               |
| 40   | 51-271          | MUFFLER ASSEMBLY            | 51   | 51-659    | SLINGER RING               |
| 41   | 98-126          | SET SCREW                   | 52   | 98-179    | SET SCREW                  |
| 42   | 51-676          | MOTOR BASE                  | 53   | 51-648    | IMPELLER                   |
| 43   | 51-678          | SHAFT COUPLING              | 54   | 51-649    | IMPELLER SLEEVE            |
| 44   | 98-178          | SET SCREW                   | 55   | 51-671    | SPLASH GUARD SPACER        |
| Not Shown  | 10-5            | REGULATOR REPAIR KIT        |  |           |                            |
| Not Shown  | 10-120          | AIR MOTOR REBUILD KIT       | Note: Air motor performance is not guaranteed after field repair. Factory repair of air motor is recommended for best results. |           |                            |
| Not Shown  | 10-121          | SHAFT SEAL & BEARING KIT    |  |           |                            |

\*To convert unit to 0-50 psi, remove item 33 and replace pressure gage with P/N 52-52

\*\* Second regulator to convert unit to double regulated



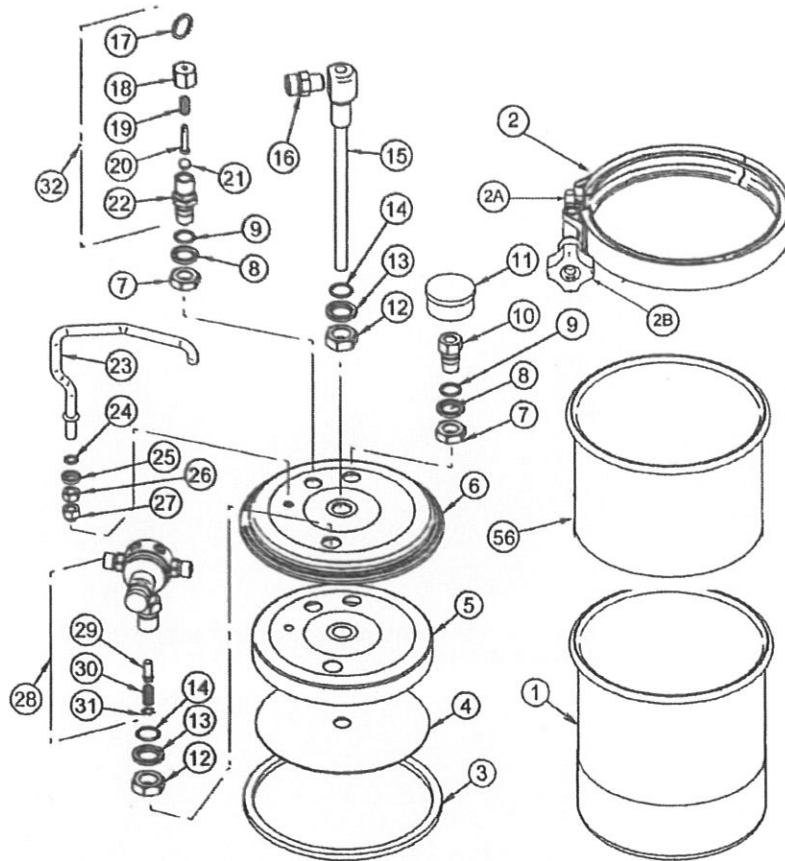
**Coating Atomization Technologies**

P.O.Box 17820  
Boulder, CO 80301

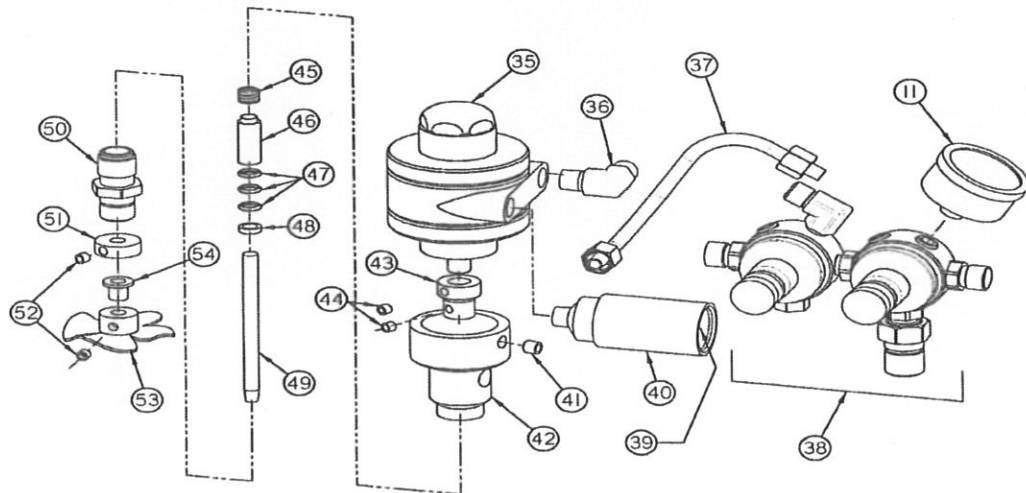
303-438-5707

888-820-4498

FAX: 303-438-5708



**51-600 Bandit Pressure Cup Assembly**



**51-670 Bandit agitator sub-assembly**

## **WARNING! MAX. WORKING PRESSURE 50 PSI**

### **REMOVING THE LID**

**COMPLETELY RELIEVE PRESSURE IN CANISTER BEFORE ATTEMPTING TO REMOVE THE LID!**

Loosen the clamp knob completely until it stops.

(By holding the clamp ends together with one hand the knob can be loosened to the stop rapidly.)

Disengage the T-bolt from one end of the clamp, spread the clamp only as much as necessary to clear the lid and lower clamp down around the canister.


### **INSTALLING LID AND CLAMP**

Place lid assembly on canister; it is self centering with the canister.

With the T-bolt disengaged, spread the clamp and place into position from above the lid.

Engage the T-bolt into the end of the clamp and tighten the knob. (By drawing the clamp ends together with one hand, the knob can be advanced rapidly before final tightening.)

## **“NEW” Anti-Tip Stand 51-672**



## **Rigid Liners 51-637-12**



**C.A. Technologies**  


**Coating Atomization Technologies**

P.O. Box 17820  
Boulder, CO 80301

303-438-5707  
888-820-4498  
FAX: 303-438-5708